

FIRST STEP :

mokesčiu deklaravimas

Viskas Vaizdo įrašai Naujienos Vaizdai Trumpi vaizdo įrašai Žiniatinklis Knygos Daugiau

Rezultatai ieškant pagal **Centro sen., Kaunas** · Pasirinkti sritį

VMI
https://deklaravimas.vmi.lt

EDS: Elektroninio deklaravimo sistema
Elektroninio deklaravimo sistema · elektroniniu būdu pateikti / peržiūrėti mokesčių deklaracijas ir kitas deklaravimo formas; · gauti priminimus bei pranešimus ...

EDS galima
mokesčių inspekcijos elektroninio deklaravimo sistema (toliau ...

Deklaravimas
Paprasčiausias būdas tai padaryti – per Mano VMI. Sumokėti ...

Su VMI priemonėmis
Elektroninio deklaravimo sistema. Per išorines ... Kaip pateikti ...

Formų sąrašas
Avansinio pelno mokesčio deklaracija. Versija 2025-01-22 ...

Nuotolinės paslaugos
Naudinga. Mokesčiai ir jų dydžiai · Dažniausiai užduodami ...

Daugiau rezultatų iš vmi.lt »

VMI
https://www.vmi.lt › evmi › pajamu-deklaravimas

Pajamų deklaravimas

Mokes
Vidaus
mokes
kurios
mokes
Source

2. TRANSLATE PAGE TO ENGLISH OR ANY OTHER LANGUAGE

The screenshot shows the EDS website in Lithuanian. At the top, there is a navigation bar with the EDS logo and links: NAUJIEJOS, FORŲ SARŠAS, APIE FORŲ TEDIKIA, and NEGALESISMS. A language selector at the top right shows 'Lithuanian' and 'English'. A Google Translate widget is overlaid on the right side of the page, with the text 'Always translate Lithuanian' and a 'Google Translate' button. The main content area is titled 'Apie EDS' (About EDS) and contains the following text:

Apie EDS

Valstybinės mokesčių inspekcijos elektroninio deklaravimo sistema (toliau – EDS) suteikia mokesčių mokėtojams galimybę elektroniniu būdu pateikti mokesčių deklaracijas ir kitas formas, atlikti su mokesčių deklaravimu susijusias procedūras.

EDS galimas:

- Pateikti mokesčių deklaracijas, atlikti kitus veiksmus susijusius su mokesčių administravimu;
- Peržiūrėti Valstybinės mokesčių inspekcijos turimą informaciją apie savo (fizinio asmens) pajamas ir išlaidas, kitą informaciją, skirtą greičiau pajamų mokesčių apskaičiuoti;
- Peržiūrėti žemės mokesčio deklaracijų duomenis;
- Administruoti sistemos vartotojų teses.

Naudojimosi EDS privatumas:

- Galite pildyti ir teikti dokumentus bet kurioje paros metu;
- Nereikia vykti į Valstybinę mokesčių inspekciją ir teikti deklaracijos popierinio varianto, nes elektroniniu būdu pateikta deklaracija turi tokią pat juridinę galią, kaip asmeniui pateiktą ir grąžintą deklaraciją;
- Patogios dokumentų pildymo ir tikrinimo priemonės bei galimybė pildyti dokumentus tiesiogiai portale („online“);
- Operatyviai siunčiami elektroniniai pranešimai apie deklaracijų priėmimo rezultatus ir pateiktose deklaracijose rastas klaidas (neatitiktumus);
- Elektroniniu būdu pateikta ir teisingai užpildyta deklaracija yra greičiau apdorojama VMI informacinėje sistemoje, todėl norintems pajamodoti pajamų mokesčio lengvatomis atsižvelgiant galimybę greičiau susigrąžinti dalį sumokėto pajamų mokesčio.

Norėdami pradėti naudotis Elektroninio deklaravimo sistema, turite prisijungti prie EDS ir susipažinti su EDS naudojimo taisyklėmis.

Prisijungti prie EDS gali:

- identifiкуoti leidžiančios autentifikavimo sistemos naudotojai, kai mokesčių administratorius su tokios autentifikavimo paslaugos teikėju yra pasirašęs duomenų keitimo sutartį (dėl bankininkų paslaugų);
- asmenys, deklaravę savo stacionarines elektroninio parašo kvalifikuotą sertifikatą arba su mobiliu elektroniniu parašu;
- su VMI suteiktomis prisijungimo prie VMI IS priemonėmis.

EDS naudojimo taisyklės galite peržiūrėti [čia](#).

EDS naudojimo taisyklių priedą galite peržiūrėti [čia](#).

Susipažinti su EDS naudojimo taisyklėmis anglų kalba galite [čia](#).

Susipažinti su EDS naudojimo taisyklių priedu anglų kalba galite [čia](#).

Tiesinė informacija:

- EDS naudojimo taisyklės
- Elektroniniu parašu pasirašyto kompiuterio skaitomo elektroninio dokumento specifikacija NDOOC-V1.0
- Kompiuterio skaitomų elektroninių dokumentų kvalifikuoto elektroninio parašo taisyklės

Apie EDS Kontaktai D.L.K. VMI svetainė Mano VMI VMI

©2015 Valstybinė mokesčių inspekcija prie Lietuvos Respublikos finansų ministerijos
Versija 3.0.0.146

3. LOGIN

The screenshot shows the EDS login page. At the top, there is a navigation bar with the EDS logo and links: STRUCTURE, LT EN, and User: NOT LOGIN Log in. The main content area is titled 'with the' and contains a large, empty rectangular box for login.

i do not recomend to use their site with enligsh, since i couldn't find theese options there, better on your web to make a translation from lithuanian to any other language

4. THROUGH YOUR BANK

VMI

VALSTYBINĖ
MOKESČIŲ
INSPEKCIJA

Prisijungti galite:

Per išorines sistemas

Su VMI priemonėmis

Su el. parašu

Pasirinkite, per kurią sistemą norite prisijungti (jei nepavyksta prisijungti per išorinę sistemą, rekomenduojame rinktis kitą prisijungimo būdą „Su VMI priemonėmis“ arba „Su el. parašu“).

Luminor Bank AS Lietuvos skyrius
Swedbank
SEB bankas
Šiaulių bankas
„Citadele“ bankas
URBO bankas
Valstybės įmonė Registrų centras
Lietuvos kredito unijos
Elektroniniai valdžios vartai (el. parašas,
Paysera, KREDA, RATO)

5. Click to : “FILL OUT THE FORM”

EDS

Terms of Use STRUCTURE LT EN

FOR THE DISABLED →

NEWS NOTIFICATIONS REPORTS DECLARATION SETTINGS ABOUT SUBMITTING FORMS

Declaration

Represented person

Preliminary declarations

Income tax
Value added tax
Supply of goods to other EU Member States
Fill out the form
Forward the completed form
Attach additional document
Unsubmitted documents
Submitted documents and forms
Land tax

Preliminary declarations

In this section, you can select which preliminary declaration prepared by the State Tax Inspectorate you want to view or submit:

- Annual income declaration
- Value Added Tax Declaration
- Report on the supply of goods to other EU Member States

Mano VMI

YouTube

Pagalba

About EDS Contacts D.UK VMI website My VMI VMI

©2010. State Tax Inspectorate under the Ministry of Finance of the Republic of Lithuania
Version 3.0.0.146

Kuriame Lietuvos ateitį

6.

EDS

[Terms of Use](#)
[STRUCTURE](#)
[LT EN](#)

User Log out

FOR THE DISABLED →

[NEWS](#)
[NOTIFICATIONS](#)
[REPORTS](#)
[DECLARATION](#)
[SETTINGS](#)
[ABOUT SUBMITTING FORMS](#)

Declaration

Represented payer:

Preliminary declarations

Fill out the form

[Forward the completed form](#)
[Attach additional document](#)
[Unsubmitted documents](#)

Submitted documents and forms

Land tax

Mano VMI

YouTube

Pagalba

FAQ

Meanings of symbols in electronic forms and filling instructions

Payment of VAT

Declaration » Fill out the form » Fill out a new form

Fill out a new form

- You can fill out a new form directly on the portal (Column - "Fill in a new form") or fill in a form based on the data from an already submitted form (Column - "Fill in based on a previous one").
- Forms that have been started but not submitted are stored in EDS for 21 calendar days. During these days, you can finish filling out the forms and submit them ("Continue filling").

- Check if you have any missing documents! Write form code

Most commonly filled forms

- Income declaration
- Request for support
- Asset declaration

Fill out a new form

Fill based on previous

Continue filling

Filter

Form code:

Form name:

Tax year:

Fee:

Click filter

Filter Initial list

Show by 10 25 50

number of entries: 52

Serial No.	Form code	Form name	Tax period	Form for electronic filing	Filing instructions	Notes
1	AKC409 v.2	Report on wholesale transactions of petroleum products, bioproducts and other flammable liquid products Version 2018-04-26	from: 2012-07-01 to: 2021-12-31			
2	AKC410 v.2	Gas station monthly operations report Version 2025-02-18	from: 2012-07-01			
3	AKC412 v.2	Report on operations of petroleum products, bioproducts and other flammable liquid products stored in fuel tanks Version 2018-04-26	from: 2012-07-01 to: 2021-12-31			
4	FR0001 v.1	Annual resident (family) asset declaration Version 2025-01-03	since: 2003-01-01			
5	FR0313 v.2	Declaration of income (amounts) paid to foreign taxable entities and the profit tax calculated thereon Version 2024-12-20	since: 2000-01-01			FR0313 v.2 provides and updates data for 2022, subsequent and previous tax periods
6	FR0457 v.3	Notification of a natural person about the assignment of fixed assets or part thereof to individual and/or other economic activities Version 2022-09-28	from: 2010-01-01			
7	FR0459 v.1	Non-permanent Lithuanian resident's income tax return on class B income Version 2024-01-22	from: 2003-02-07			The declaration must be submitted within 25 days of receiving Class B income.
8	FR0463 v.2	Declaration of mandatory deductions from income for sold raw timber and uncut forest Version 2019-04-18	from: 2015-01-01			
9	FR0478 v.6	Annual report on receipt and use of support Version 2024-12-19	from: 2021-01-01			

7. CLICK ON "EARTH"

EDS

FOR THE DISABLED →

NEWS NOTIFICATIONS REPORTS **DECLARATION** SETTINGS ABOUT SUBMITTING FORMS

Declaration

Declaration > Fill out the form > Fill out a new form

Fill out a new form

- You can fill out a new form directly on the portal (Column - "Fill in a new form") or fill in a form based on the data from an already submitted form (Column - "Fill in based on a previous one").
- Forms that have been started but not submitted are stored in EDS for 21 calendar days. During these days, you can finish filling out the forms and submit them ("Continue filling").

Check if you have any missing documents!

Most commonly filled forms

- Income declaration
- Request for support
- Asset declaration

Fill out a new form | Fill based on previous | Continue filling

Filter

Form code: FR0512

Form name:

Tax year:

Fee:

Filter Initial list

Number of records: 1

Serial No.	Form code	Form name	Tax period	Form for electronic filing	Filing instructions	Notes
1	FR0512 v.5	Request to transfer a portion of income tax to beneficiaries and/or political organizations Version 2019-05-07	2024			

About EDS Contacts D.U.K. VMI website My VMI VMI

©2010. State Tax Inspectorate under the Ministry of Finance of the Republic of Lithuania
Version 3.0.0.146

Kuriame Lietuvos ateitį

8. CLICK “START”

EDS Request to transfer a portion of income tax to beneficiaries and/or political organizations for 2024 For the disabled Aa Lithuanian FAQ Close the wizard

Request to transfer a portion of income tax to beneficiaries and/or political organizations for 2024

— The allocated portion of personal income tax: ⓘ

For beneficiaries	For political organizations	Trade unions or their associations
You haven't assigned yet.	You haven't assigned yet.	You haven't assigned yet.
Up to 1.2% can be allocated	Up to 0.6% can be allocated	Up to 0.6% can be allocated

Start

9. Wite in “Recipient search “ Recipient identification number (code): 191378498

Click on Kauno miesto musulmonu bendruomene or Kaunas City Muslim Religious Community

Data 0 of 1 filled in

A Processing of application data

B Forming a request

Recipient search

Enter the recipient's identification number (code) or name

191378498

Kaunas City Muslim Religious Community

[My historical recipients](#)

Continue **No more**

10. It should look like this, Click “CONTINUE”

A Processing of application data

Recipient search

Enter the recipient's identification number (code) or name

Kauno miesto musulmonų religinė bendruomenė



[Detailed recipient search](#)

[My historical recipients](#)

Recipient: Kaunas City Muslim Religious Community ⓘ

Legal entity code: 191378498

Recipient from: 1996-06-10

Recipient type: Beneficiary

Continue

No more

11. You can choose year for how long your taxes of 1.2 % would go to Kaunas Mosque. After click “save”

A Processing of application data

Fill in the application details

Recipient: Kaunas City Muslim Religious Community ?

Legal entity code: 191378498

Recipient from: 1996-06-10

Recipient type: Beneficiary

Amount of tax (in percent) * ?

1,2

I will pay the tax portion before the tax period. ?

2024

2024

2025

2026

2027

2028

Save




Back

12. Click” Yes, correct.”


A

Processing of application data

Is the data correct?

Recipient type	No.	Recipient's name and identification number (code)	Amount of tax portion (in percent)	I will pay the tax portion before the tax period.	Purpose	Actions
Beneficiary	1	Kaunas City Muslim Religious Community (191378498)	1.20	2028		  

—

The allocated portion of personal income tax: 

For beneficiaries	For political organizations	Trade unions or their associations
Assigned 1.2%	You haven't assigned yet.	You haven't assigned yet.
Up to 1.2% can be allocated	Up to 0.6% can be allocated	Up to 0.6% can be allocated

Yes, correct.

Add new entry

13. Click “Form a request”

Data 1 of 1 filled in

A

Processing of application data

B

Forming a request

B

Forming a request

[↑ Return to previous question](#)

Do you want to form a request?

Form a request

Continue filling out later

14. Click “Submit”

Processing of application data

Request to transfer a portion of income tax to beneficiaries and/or political organizations for 2024

[Download PDF](#)

Recipient type	No.	Recipient's name and identification number (code)	Amount of tax portion (in percent)	I will pay the tax portion before the tax period.	Purpose
Beneficiary	1	Kaunas City Muslim Religious Community (191378498)	1.20	2028	

The allocated portion of personal income tax: ?

For beneficiaries	For political organizations	Trade unions or their associations
Assigned 1.2%	You haven't assigned yet.	You haven't assigned yet.
Up to 1.2% can be allocated	Up to 0.6% can be allocated	Up to 0.6% can be allocated

Submit

Submit later

15 . Again “Submit”

Recipient type	No.	Recipient's name and identification number (code)	Amount of tax portion (in percent)	I will pay the tax portion before the tax period.	Purpose
Beneficiary	1	Kaunas City Muslim Religious Community (191378498)	1.20	2028	

The allocated portion of personal income tax: ?

For be

Assigned

Up to allocat

Attention!

By selecting the Submit button, the application will be submitted to the STI.

Submit

Cancel

